


# EDDYSTONE

## SHORT WAVE COMPONENTS

SEASON



1936/7



STRATTON & Co. LTD. • EDDYSTONE WORKS • BROMSGROVE ST. • BIRMINGHAM 5.



“EDDYSTONE” Short Wave and Television Components are guaranteed to be of first-class workmanship and materials. A keen and personal interest is taken in their production.


Their design for high frequency requirements is based on years of specialisation in this direction and is the combined effort of our technical staff, who are keen high frequency experts.

The use of well designed and efficient parts is most necessary in high frequency circuits if good results are to be obtained. We confidently recommend the inclusion of “EDDYSTONE” parts in your apparatus with the knowledge that they will be reliable and highly satisfactory in operation.

Stratton & Co. Ltd.,  
Eddystone Works,  
Bromsgrove Street,  
BIRMINGHAM 5

9 METRES

2,000 METRES



## Interchangeable Coils for all Waves.

D.L.-9. LOW LOSS DIELECTRIC.

These Coils employ formers made from the new low loss dielectric D.L.-9, a dielectric far superior to bakelite for high frequency use. A complete range is available with 4-pin and 6-pin bases, having two and three windings respectively. The short wave coils are space wound with 22 gauge enamelled copper wire on threaded formers, the higher wave coils being single layer wound with enamelled wire except the long wave coil, which consists of a number of windings in a slotted former. The form shape is such that the coils are highly efficient and also mechanically strong in construction. The range of coils is designed so that 4-pin and 6-pin coils can be used in the same circuit. All wave ranges given are with a .00016 mfd. condenser and are approximate figures allowing for circuit load.

6-Pin Type.			Cat. No. 959.				
Type	Metres	Code	PRICE	Type	Metres	Code	PRICE
Type 6BB	9-14	EXBB	3/3	Type 6P	150-325	EXPI	4/6
Type 6LB	12-26	EXLIB	3/3	Type 6G	260-510	EXGO	4/6
Type 6Y	22-47	EXYEL	3/3	Type 6BR	490-1000	EXBRO	5/-
Type 6R	41-94	EXRE	3/3	Type 6GY	1000-2000	EXDOY	5/-
Type 6W	76-170	EXWO	3/9				

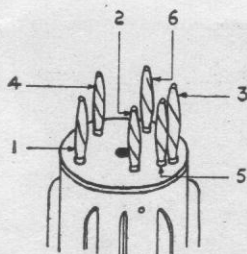


DIAGRAM 1—  
Pin connections for 6-pin  
coil base.

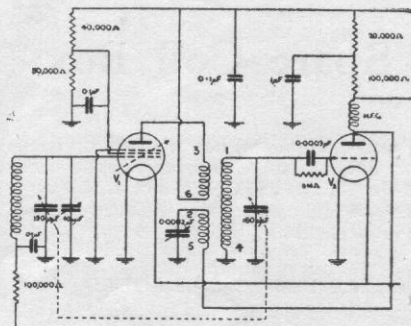


DIAGRAM 2—Tuned H.F. stage using 6-pin coil as H.F. transformer, aperiodic primary, tuned secondary with reaction.



# EDDYSTONE

## Interchangeable Coils for all Waves

4-Pin Type. Cat. No. 932.

	Metres	Code	PRICE		Metres	Code	PRICE
Type LB	12-26	ACBE	<b>2/9</b>	Type P	150-325	ACPI	<b>3/6</b>
Type Y	22-47	ACYE	<b>2/9</b>	Type G	260-510	ACGO	<b>3/6</b>
Type R	41-94	ACRO	<b>2/9</b>	Type BR	490-1000	ACBR	<b>4/6</b>
Type W	76-170	ACWO	<b>3/3</b>	Type GY	1000-2000	ACGY	<b>4/6</b>

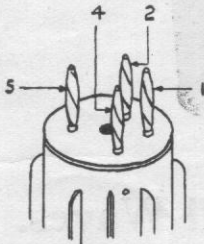


DIAGRAM 3—  
Pin connections for 4-pin  
coil base.

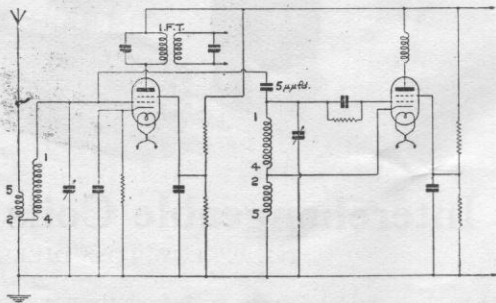
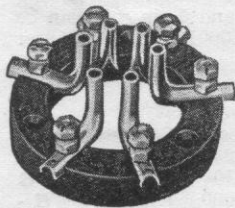


DIAGRAM 4—Electron coupled oscillator and first  
detector stage, using 4-pin coils.


## Six Pin Coil Bases



CAT. No. 969.  
PRICE .. **2/3**

For use with the 959 6-pin interchangeable coils. Has low self capacity, the legs being made in one piece to prevent noise and make firm contact with the coil pins. D.L.9 moulded insulation.

Code ESAF.



CAT. No. 964.  
PRICE .. **1/3**

Designed for under baseboard wiring in short wave receivers. D.L.9 insulation, with special ribs to prevent leakage between sockets.


Code ESAT.

## Spare Coil Box

A well made metal box with six divisions for holding spare interchangeable coils of the "EDDYSTONE" 932 or 959 type. Hinged lid and box finished brown crystalline finish.


CAT. No. 1006. Code COLAD.

PRICE .. **1/8**



## Ultra S.W. Interchangeable Coils


These Coils are wound with 14 gauge high conductivity electrolytic copper wire and are heavily silver plated. The ends act as the actual plugs and the coil is mounted on a Frequentite strip. A separate Frequentite base with silver plated sockets provides easy and efficient coil changing. A 4 turn coil covers 4-6 metres combined with the 3 turn as aerial coupling. The 6 and 8 turn coils cover 6-8 and 8-10 metres combined with the 4 turn as coupling coil. The mean diameter of the coils is  $\frac{3}{4}$ ". CAT. No. 1050.




3 turns	Code ULCO	PRICE 1/6
4 turns	Code ULCA	PRICE 1/6
5 turns	Code ULTI	PRICE 1/7
6 turns	Code ULTO	PRICE 1/8
8 turns	Code ULTA	PRICE 1/10

FREQUENTITE BASE FOR ABOVE. CAT. No. 1051. Code ULBA. PRICE 1/-

## Air Tuned I.F. Transformer




Size  $2\frac{7}{8}'' \times 2'' \times 3\frac{1}{4}''$ .



### LITZ WOUND.

Considerable thought has been given to the design of these transformers to make them as efficient as possible in a reasonably sized container. Two "EDDYSTONE" No. 978 Air Trimmer Condensers are used, while the primary and secondary windings of the transformer are wound with genuine  $9/42$  litz wire, the whole unit being shielded in a soldered metal container. Trimming adjustment is from the top and the adjustment of the condensers is such that they will not move when once set. The total tuning range of the unit is from 400-500 kc/s, allowing ample safety margin for circuit loading. The transformers are highly efficient and give a bandwidth of approx. 7 kc/s. CAT. No. 1014. Code TRAF. 450 kc/s. PRICE 10/6

## Mica Tuned I.F. Transformer



This is a transformer with less gain than the air tuned litz wound unit shown above, but is recommended where two or more stages are employed. The coils are honeycomb wound on a hollow Steatite tube and give a maximum degree of coupling with a band width of approx. 7 kc/s. The screening can is of aluminium and the capacity between coil and can is small. Mica trimming condensers are incorporated with adjustment at the top and they have positive adjustment. The frequency range of the unit allowing for circuit loads is conservatively stated as from 400-500 kc/s.

CAT. No. 674.

450 kc/s.

Code INFRE.

PRICE 8/6



# EDDYSTONE


## Ultra Short Wave H.F. Chokes



winding, which is not disturbed when using the wire ends for mounting. There is no undesirable metal end cap or shorted loop in the field of the choke. They are single layer space wound on D.L.-9 formers and have an exceedingly low self-capacity. Due to their small size and light weight, they mount conveniently.

CAT. No. 1011. D.C. resistance 1.3 ohms. Inductance 5.6 microhenries.  
Code FREK. 2.5-10 metres. PRICE 1/3.

CAT. No. 1021. D.C. resistance 0.4 ohms. Inductance 5.4 microhenries.  
A low resistance H.F. choke for filament leads of electron coupled oscillators.  
Code FRAQ. 2.5-8 metres. PRICE 1/3.



## Short Wave H.F. Choke

A Short Wave Choke of compact size with terminal connections. Low loss D.L.-9 former with two section honeycomb wound coils. One screw fixing to baseboard or chassis. Waverange 12.5 to 1,000 metres. Self capacity 2.4 m.mfd. Inductance 17.9 millihenries. D.C. resistance 60 ohms.

CAT. No. 1066. Code TERMK. PRICE 2/-.


## Short Wave H.F. Chokes



wound coils spaced apart. Due to their small size and light weight, they mount easily in the wiring. They have a very low self-capacity and are quite free from resonant peaks over the wave range covered.

CAT. No. 1010. D.C. resistance 22 ohms. Inductance 1.25 millihenries.  
Code OFRA. 5-180 metres. PRICE 2/-.

CAT. No. 1022. D.C. resistance 10 ohms. Inductance 1.5 millihenries.  
Heavy duty for transmitters to carry 250 m/amps.  
Code OFTA. 5-180 metres. PRICE 3/-.



## Screened H.F. Chokes

The All Wave Choke No. 982 is for universal use on wavelengths between 12 and 2,000 metres. It comprises six honeycomb coils spaced apart on a hollow Steatite tube and mounted in a copper screening container. The natural wavelength is over 2,400 metres and it gives great satisfaction with freedom from resonant peaks on the short wavelengths and broadcasting bands. The Short Wave Choke is similar in construction but consists of four honeycomb coils spaced rather further apart and covers wavelengths up to 200 metres only.

CAT. No. 982. All Wave Choke, 13-2,000 metres.  
Code UFRE. PRICE 5/-.

CAT. No. 983. Short Wave Choke, 10-200 metres.  
Code OFRE. PRICE 3/6.



# EDDYSTONE

## Short Wave Mica Trimmer

FREQUENTITE BASE.




FULL SIZE

A small trimming condenser which is invaluable in short wave or all wave sets for balancing, trimming or padding purposes. The adjustment is positive and gives variation of capacity from 4 m.mfd. to 30 m.mfd. Mica insulation is used on a light weight base made from the new quality Frequentite.

CAT. No. 1023. Code PADA. PRICE 1/-

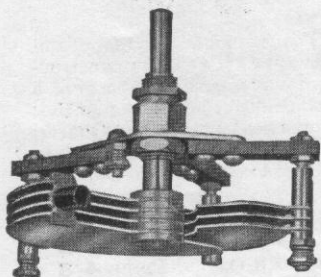
## Slow Motion Reaction Condenser



A fine degree of accuracy for reaction control in a short wave receiver is obtained with this condenser. It has a 10:1 vernier motion which is perfectly smooth and responds to the slightest touch without back-lash. The condenser is made with all brass vanes and in one capacity, .0002 mfd. only, which has been found suitable for general requirements. It is supplied with knob, pointer and engraved dial.

CAT. No. 957. .0002 mfd. Code ERICA.  
PRICE 6/-


## Short Wave Variable Condenser



No. 922 condenser has been designed for short wave work and is suitable both for receiver, low power transmitter work and for the frequency doubling stages of more powerful transmitters. No. 979 condenser has increased spacing and is suitable for transmitter work with an input voltage of 250 watts, for voltages up to 2,500 volts. A minimum of dielectric is used and both brass rotor and stator vanes are soldered. The condenser is quite noiseless in use.

CAT. No. 922. 2.5 m.mfd.-160 m.mfd. Code ACRA. PRICE 8/6  
CAT. No. 979. 2.5 m.mfd.-100 m.mfd. Code CONDE. PRICE 10/6

## Gang S.W. Condensers



These condensers have special Calit high frequency insulation. They are of all brass construction, heavy metal being used. The condensers are rigid and compact in size.

CAT. No. 998. Code ACTE.  
2-gang, 40 m.mfd. sections.  
PRICE 15/-


CAT. No. 967. Code ACTO.  
2-gang, 150 m.mfd. sections.  
PRICE 17/6

Prices for 3-gang condensers on application.




# EDDYSTONE

## Air Dielectric Trimmer




This condenser is mounted on a base of D.L.-9 low loss dielectric. It can be used for all pre-set and trimming purposes but has been particularly designed for use with intermediate frequency transformers. It is mounted by means of two small pillars on the base and the spindle is slotted at each end so that adjustment can be made from the top or bottom. The tension is such that it will not alter when set. The minimum capacity is 3 m.mfd. and the maximum capacity 65 m.mfd.  
 CAT. No. 978. Code DITRI PRICE 3/6

## Midget Condenser



A condenser of small size suitable for trimming, balancing or band-spreading. The design is similar to the air dielectric trimmer No. 978 with spindle extended and fitted with engraved scale and knob. Minimum capacity 3 m.mfd., maximum capacity 65 m.mfd.  
 CAT. No. 1013. Code TRID. PRICE 4/3


## Microdenser



A condenser for ultra high frequency and general short wave use. All brass construction, both sets of vanes soldered to give a low series resistance at high frequencies. Special Calit (properties approaching Quartz) high frequency insulation. Noiseless in action,  $\frac{1}{4}$ " spindle, extended at back for ganging.

<i>Min. Cap.</i>	<i>Max. Cap.</i>	CAT. No.	Code	PRICE
6.75 m.mfd.	22.5 m.mfd.	900/20.	PICE.	3/9
7.25 m.mfd.	45.5 m.mfd.	900/40.	PICOT.	4/3
8.55 m.mfd.	103 m.mfd.	900/100.	PICAT.	5/-

## "Scientific" S.W. Condenser




A condenser which represents advanced technical high frequency design. All brass construction with both sets of vanes soldered. The Calit (properties approaching Quartz) high frequency insulation is reduced to small but adequate physical dimensions resulting in negligible dielectric losses. Noiseless bearings, special patented insulated and screened pigtail ensure absolutely noiseless operation.  $\frac{1}{4}$ " spindle extended at back for ganging.

<i>Min. Cap.</i>	<i>Max. Cap.</i>	CAT. No.	Code	PRICE
13.5 m.mfd.	192 m.mfd.	942/180.	SICUT.	7/6





## Split Stator Condenser



CAT. No. 1068.


Code STATR.

Price .. **12/6.**

The Split Stator Condenser will find many uses as the tuning element in short wave receivers, transmitters or wavemeters. It provides the choice of three different maximum capacities according to the way in which it is used. It is a solidly built component with heavy brass vanes with polished edges. All metallic connections are soldered to ensure minimum losses and a low high frequency resistance. Both sets of fixed vanes are supported on Frequentite Insulators while the back bearing of the rotor is insulated from the brass cross-member, the connection being made to it by a screened non-inductive pigtail. It is quite noiseless in use.

Minimum capacity formed by rotor, and one side is 5 m.mfd. and the maximum capacity 40 m.mfd. With the two sides in parallel, the minimum is 10 m.mfd. maximum 80 m.mfd. When used as a series-gap condenser minimum capacity is 3 m.mfd. and the maximum 20 m.mfd.

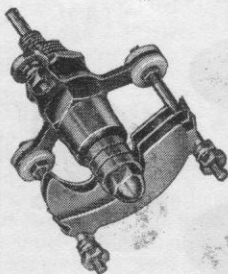
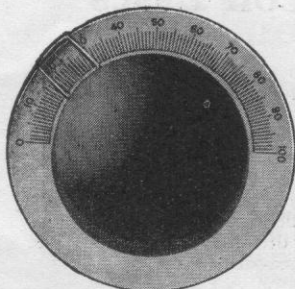
## Bandspread Tuning Outfit



PAT. PENDING.

Tank Unit. No. 1042. PRICE **6/-.**  
Code TANKT.

The "EDDYSTONE" bandspread method of short wave tuning is devised to simplify station selection. Two Condensers are used, the first or Tank Condenser being a compact Air Dielectric unit having a capacity range of  $10 \times 14$  m.mfd. This is achieved with a patented stop device graduated in 10 steps. Each step covers a capacity of 14 m.mfd., band settings being accurately pre-determined and controlled by a black bakelite switch knob moving over a metal dial plate graduated 0-10.



Bandspread Unit. No. 1043. PRICE **6/6.**  
Code TRIMT.

Parallel with the Tank capacity, the "EDDYSTONE" bandspread slow motion trimmer having 9-1 reduction ratio is used. It has a capacity range slightly greater than each separate step of the Tank Condenser. This enables each 10th section of the whole to be spread over  $180^\circ$ , and provides a tuning ratio of 90-1. It gives a definite advantage in short wave tuning, in that a fairly large movement of the bandspread condenser is necessary to effect small changes in tuning, thus separating stations which with generally accepted tuning circuits appear too close to one another to allow clear


separation. The trimmer is absolutely noiseless in operation and has a smooth positive control action.




# EDDYSTONE

## Universal Short Wave Valveholder

D.L.-9. DIELECTRIC



Showing valveholder mounted under chassis.



(PAT. PENDING)

A real low loss valveholder for above or below baseboard mounting. The valve enters from either side and so at last gives to the constructor a low loss valveholder for under baseboard use. The holder adds practically no increase of self-capacity to that already in the valve base. The spring legs make excellent contact and are in one piece to prevent noise. The insulating ring is of D.L.-9 low loss dielectric and is raised by means of small pillar feet.

CAT. No. 1015. 4-pin.

Code UNIV.

PRICE **1/3**

CAT. No. 1016. 5-pin.

Code ONIV.

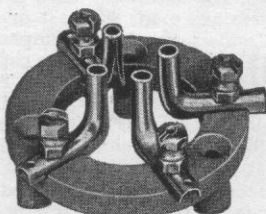
PRICE **1/5**

CAT. No. 1024. 7-pin.

Code ANIV.

PRICE **1/8**

## Frequentite Valveholder



This valveholder is of low loss construction, the insulating ring being made from Frequentite, the special material for high frequency use. The holder is raised by small pillars from the baseboard and the metal sockets are made from one piece so that all chance of noise through separate pieces being joined together is obviated.

CAT. No. 949. 4-pin.

Code EVIX.

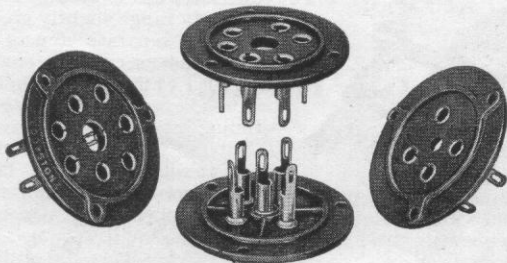
PRICE **1/5**

CAT. No. 950. 5-pin.

Code EVOX.

PRICE **1/8**

## Chassis type Valve or Coil Bases



These bases are designed for under baseboard wiring in short wave receivers. The insulating material is the special high frequency dielectric D.L.-9. The metal sockets are separated by ribbed sections so that flux or dirt does not cause leakage between the sockets.

CAT. No. 953. 4-pin.

Code ETRAX.

PRICE **10d.**

CAT. No. 954. 5-pin.

Code ETRIX.

PRICE **1/-**

CAT. No. 964. 6-pin.

Code ESAT.

PRICE **1/3**


CAT. No. 985. 7-pin.

Code SETRA

PRICE **1/4**



## Aerial Strain Insulator



Overall Length,  $3\frac{1}{2}$ ".

CAT. No. 999. Code INSA .. .. . PRICE **9d.**

A highly efficient insulator for high frequency use in transmitting or receiving aerial design. Has exceptionally long leakage path, is highly glazed against damp and with a breaking strain of 400 lbs. Made from Steatite, which is superior to glass or porcelain in respect of mechanical strength and low loss properties.

## Bar Insulator



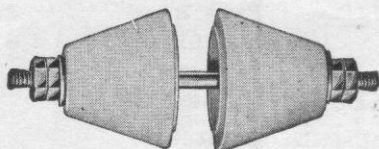
Spacing Distance, 2."

CAT. No. 1017. Code ATOR..... PRICE **4/6 doz.**

### FREQUENTITE.

An exceptionally useful insulator for strain or spacer purposes. It is made from Frequentite, so that it is ideal for ultra short wave work. As a feeder spacer, it is intended that the wires run parallel with the ends, which are slotted for this purpose. The wires can be secured in place with insulated wire or twine through the main holes.

## Lead-through Insulator




Cones  $1\frac{1}{8}$ " long.  $1\frac{3}{8}$ " max. diam.

CAT. No. 1018. Code LADOR. PRICE **2/-**

### FREQUENTITE.

This insulator is primarily designed for carrying high frequency leads through metal baseboards with a minimum of loss. The insulator cones are of glazed Frequentite and are flanged at the bottom to centre into the baseboard. A 4BA brass rod is used as the conductor. They are ideal in transmitters constructed on the rack principle. Lead washers are supplied to prevent breakage of the cones.

## Midget Stand-off Insulator




Actual Size.

### FREQUENTITE.

A small midget mounting insulator made from Frequentite with N.P. brass parts. A most useful accessory in the design of ultra short wave receivers and transmitters. The new quality Frequentite used closely approaches quartz in its characteristics as a low loss dielectric at high frequencies.

CAT. No. 1019. Code MIDE. PRICE **4/6 doz.**





## Adjustable Insulated Bracket

D.L.-9 INSULATION. (PATENT PENDING).

A sturdy and strong bracket for mounting components which are controlled from an extension spindle. The insulated portion, which is made from D.L.-9 high frequency dielectric, is adjustable with the mounting hole at centres of  $2\frac{1}{2}$ " to  $3\frac{3}{8}$ " from the baseboard. The size of hole is  $\frac{1}{32}$ " or  $\frac{1}{16}$ " clearance. The metal one-piece slide is finished brown and clamps to baseboard with two screws.


CAT. No. 1007.

CODE ADJO.

PRICE 1/6

## Slow Motion Driving Head

(PATENT PENDING).



Supplied with 0-10  $1\frac{1}{2}$ " engraved scale. and compact slow motion tuning drive. It is recommended that the flexible coupler as shown below be used in conjunction with it.

CAT. No. 1012.

CODE DRIAD.

PRICE 3/-

CAT. No. 1036. Fitted with knob dial cursor No. 1026. Code ORIAD. PRICE 4/6

## Flexible Coupler

D.L.-9 INSULATION.



REG. DESIGN

CAT. No. 1009.

CODE OPLEX.

PRICE 1/6

## Extension Control Outfit



The insulating portion of this outfit is made from precision drawn paxolin tube of high quality which cannot warp or bend, as does ebonite. The length of the insulating part is 4", while the  $\frac{1}{4}$ " brass insert is 3" long, giving ample scope for length adjustment. A panel bush and nut are supplied with the outfit.

CAT. No. 1008.

CODE STEN.

PRICE 1/3



# EDDYSTONE




## Small Pointer Knob and Dial

A 1½" aluminium dial plate finished black and marked 0-10 in white letters. ¼" or ⅜" hole as desired. Black bakelite pointer knob for ¼" spindle, fluted grip and tapering pointer with engraved white line.

CAT. No. 1044.

Code INDIP.

PRICE 1/-




## Knob Dial and Cursor

A handsome direct drive control outfit which can be used with extension spindles and any components employing ¼" spindle. The cursor is shown out of position so that the method of fixing is clear. A 2" black bakelite knob and 3" 100° dial complete the outfit.

CAT. No. 1026.

Code OSKUR.

PRICE 2/-




## Pointer Knob and Dial

A straight through control with 3" satin finish aluminium dial, engraved 0-100° in black. The pointer knob is of elegant shape in black bakelite, has fluted grip and tapering pointer with engraved white line. For ¼" spindles only.

CAT No. 1027.

Code OSKO.

PRICE 1/3




## Insulating Pillars

Most useful for mounting components in ultra short wave receivers. Made in two heights with white D.L.-10 insulating portion 2½" or 1½" long by ⅜" diameter. N.P. metal foot with 2-hole fix and long 6BA screw shank (adjustable) at top.

CAT. No. 1028. 2½" Pillar. Code PILOX. PRICE 6/- doz.

CAT. No. 1029. 1½" Pillar. Code PILAX. PRICE 4/6 ..

## Ultra Short Wave I.F. Unit



A three unit, two stage I.F. unit working on 2000 kc/s, enclosed in a diecast box giving complete screening to each section, yet a compact total size. The three sections each house a H.F. transformer with tuned windings carefully designed and damped with resistors to give a practical band-width for sound receivers. The anode leads are screened.

CAT. No. 1037. 2000 kc/s.

Code USIF. PRICE 25/6


Size, 6¼" × 2¼" × 1½" deep.

PATENT No. 350188.



# EDDYSTONE

## Full Vision Dual Speed Dial




The new "EDDYSTONE" full vision dual speed dial has many features which appeal to the critical constructor. The movement is superbly silky in action without backlash on both the 20-1 and the 100-1 speeds. For high frequency work the movement is specially designed to eliminate noise. The scale is open, clearly readable and divided in a new attractive manner into 100 divisions so that the indicating pointer has ample space for accurate settings. The readings are arranged to increase as the frequency increases, which is in keeping with modern practice. The movement can be mounted from panel or baseboard. The dial face fits on the front of the panel so that no large panel gap has to be cut unless it is desired to illuminate the scale from the back. The dial can be used on panels up to  $\frac{1}{4}$ " thick and takes the standard  $\frac{1}{8}$ " spindle. The escutcheon has a simple yet dignified appearance and is beautifully finished in oxydised silver relief.

CAT. No. 1070. Code DUALX. Price .. **8/9.**

## Precision Slow Motion Dial

A high grade precision dial with a slow motion ratio of 6 to 1. It provides an accurate and powerful drive for high class test and laboratory equipment or transmitters. The 4" scale is silverplated brass of  $\frac{5}{64}$ " thickness and has machine cut graduations which are read against a separate cursor line indicator fixed to the panel of the equipment. A  $2\frac{1}{2}$ " control knob with fluted edge gives positive finger grip. The dial is for  $\frac{1}{4}$ " M or FM fitting.

CAT. No. 1069. Code DRIVX.  
PRICE .. **15/-**

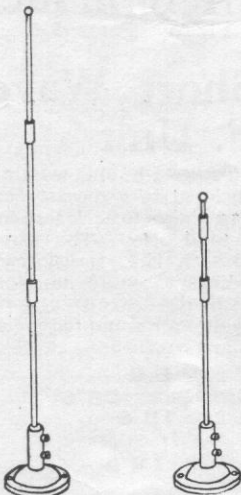


## Telescopic Aerial

FOR THE 56 Mc/s. BAND.

The aerial length is such that it can be adjusted to resonate at any frequency in the 5 metre band and allows for the additional length required for reflector purposes. It is made from Duraluminium tubes, the two top sections telescoping. The total height extended is 9' 3", and telescoped 3' 3". A heavy base easily supports the aerial when extended. A terminal in connection with the aerial and a free terminal for feeder lines is provided in the bottom insulating sleeve.

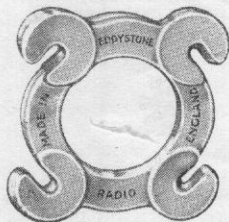
CAT. No. 1038. Code TELAS. PRICE **12/6**



# EDDYSTONE

## Featherweight Crossfeeder Block

FOR ELIMINATION OF MAN-MADE INTERFERENCE  
ON SHORT WAVE AERIAL SYSTEMS.



The new Crossfeeder Block is of reduced size to give  $1\frac{1}{2}$ " line spacing. This distance has been found the most effective.


In many cases reception of weak short wave signals is difficult, owing to man-made interference from electrical apparatus in the near vicinity. By the use of a doublet type aerial, erected as high as possible and out of the general field of interference and the employment of the special "EDDYSTONE" crossfeeder system of lead-in, this man-made static can be very largely eliminated. Full details will be supplied on request.

The Featherweight Crossfeeder Block is made of transparent thermo plastic material, impervious to moisture, practically unbreakable, and possessing remarkable high frequency insulating properties. These blocks have many other uses, including transmission lines for use with transmitting aerials.

CAT. No. 1041. Code CROFX. PRICE **4/6** per doz.  
(boxed in lots of 6).

## 4 and 6-Pin Lead Connectors


(RUBBER CASED).



The spring pins are moulded into a bakelite disc which is sprung into a soft rubber housing. Makes an ideal connector for leads used with valveholders No. 953 or 964. For obvious reasons, the soft rubber housing has advantages over the solid bakelite type.

CAT. No. 1030. 4-pin. Code ROPLU. PRICE **1/8**  
CAT. No. 1031. 6-pin. Code ROPLE. PRICE **1/9**

## Low Frequency Chokes & Microphone Transformer



Both Chokes and Microphone Transformer are wound on a 4-section bakelite bobbin ensuring good insulation between sections. A good core of Swedish iron laminations is provided. Cat. No. 980 is a low inductance choke for smoothing or modulation purposes with a carrying capacity of 50 m/amps. Cat. No. 981 is a high inductance choke for coupling purposes with currents up to 10 m/amps. Cat. No. 1035 is a Tapped Microphone Transformer with output ratios of 30, 40, 50 and 60 : 1. Due to the amount of wire and iron used in its construction, it gives very good results.


CAT. No. 980. Low Inductance.  
Code LOKA. PRICE **8/6**  
CAT. No. 981. High Inductance.  
Code HICA. PRICE **12/6**  
CAT. No. 1035. Microphone Transformer.  
Code MOKA. PRICE **12/6**



# EDDYSTONE

## Transmitting Inductances

CAT. No. 514. Code ACAB.



### Tapping Clip

FOR INDUCTANCES  
AND TELESCOPIC  
AERIAL.



CAT. No. 516.  
PRICE 6d. each

These inductances are ideal for small and medium power transmitters. They will carry up to 500 watts anode current dissipation without heating and give a very high degree of efficiency. They are wound from soft drawn 20 gauge copper and are supplied in  $\frac{3}{16}$ " or  $\frac{1}{4}$ " tube form. The coils after winding are dipped bright and then lacquered to prevent oxidation. Supplied in 3" diameter helix, any number of turns up to 15 maximum, with ends flattened and pierced for mounting.

PRICE  $\frac{3}{16}$ " outside diameter Copper Tube .. .. 4d. per turn  
 $\frac{1}{4}$ " outside diameter Copper Tube .. .. 5d. per turn



## Stand-off Insulator

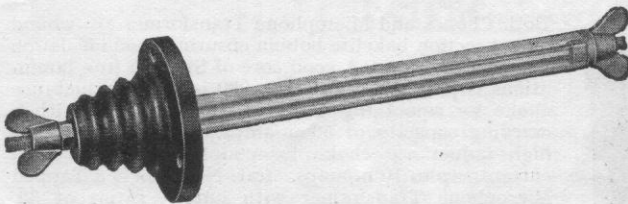
The "EDDYSTONE" Stand-off Insulator will find many uses in the experimenter's and transmitter's laboratory. It is ideal for mounting inductances, meters, spacing inside aerial feeders, and, in fact, for all insulating purposes where high voltages have to be carried. It is made from special quality vitreous porcelain, glossy brown finish, with hollow centre and is supplied with fixing screw and wing nut, metal parts being nickel plated.

PRICE .. 1/-

CAT. No. 916. Code ACBX

## Low Loss Aerial Lead-in

FOR RECEIVERS AND TRANSMITTERS.



This lead-in has been developed to obtain efficiency in this component for use with short wave receivers and low power transmitters. The outside insulator is of special vitreous porcelain

which will withstand the weather and has a long leakage path between the metal connecting portion and earth. The tube itself is of  $\frac{1}{8}$ " diameter, high tensile strength glass with special electrical qualities. The metal portion is polished and nickel plated and wing nuts are fitted at both ends for general convenience.


CAT. No. 946. Code EADIN. Length of glass tube behind insulator 5 $\frac{1}{2}$ ".  
PRICE 2/6

CAT. No. 972. Code EODIN. Length of glass tube behind insulator 11".  
PRICE 3/6





## Pillar Insulator




The "EDDYSTONE" Pillar Insulator is made of glazed Frequentite and tested to a breakdown voltage of 30,000. It is recommended for transmitting and laboratory work, being ideal for mounting inductances, meters, bus-bars, spacing aerial feeders, and for all high voltage insulation.

The glazed finish makes the insulator impervious to weather conditions and it is highly suitable for outdoor insulation.

A three hole fixing metal base affords easy mounting and a shakeproof non-slip washer prevents the insulator cone twisting in use.

CAT. No. 1049. Code ACBP. PRICE 1/6

## Frequentite Terminal Saddle



These 2-way saddles are particularly suited for H.F. work, being mounted on a low loss Frequentite base, with one hole fixing, and provided with sturdy 4BA terminals with insulated heads coloured red and black. Also fitted with soldering tags. They can be used for a multiplicity of experimental purposes.


CAT. No. 1046. Code MINIX. PRICE 1/-

## S.W. Coil Formers

D.L.-9. DIELECTRIC


These coil formers have 8 ribs with an outside diameter  $1\frac{3}{8}$ " , winding space is  $2\frac{1}{8}$ ". The threaded formers carry 14 threads to the inch. They are identical formers as used for "EDDYSTONE" coils.

CAT. No. 935.	4-pin, plain.	PRICE 2/-
CAT. No. 936.	4-pin, threaded	PRICE 2/3
CAT. No. 1002.	6-pin, plain	PRICE 2/3
CAT. No. 1003.	6-pin, threaded	PRICE 2/6



935

## Quench Coil Unit



The use of a super-regenerative type of set for 5-metre reception is exceedingly popular, due to advantages which this type of circuit has for such work. The quench unit for this purpose comprises two honeycomb self-supporting coils wound  $\frac{1}{8}$ " apart on a paxolin former, the whole being mounted on a metal stand which permits of vertical or horizontal mounting. Used as the grid coil, it should be tuned with a .006 mfd. condenser when the quenching frequency is approximately 20 kc/s. This frequency is found to be best in practice.

CAT. No. 958. Code ENCHA. PRICE 4/6




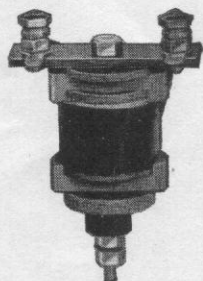
## Iron Cored Filament Choke

Iron Cored Filament Choke for use in the filament circuit of battery operated Super-Heterodyne receivers using electron coupled oscillator.

CAT. No. 1062.

Code FILA.

PRICE .. 3/6



## Hand Microtelephone

P.O. pattern in moulded black bakelite case. Immersed electroed Microphone gives strong and good quality speech. Highly sensitive 1000 ohm earpiece. Very suitable for Ultra Short-wave radio telephones.



CAT. No. 1071. Code MICRA. PRICE 25/-

## Welded Steel Cabinets

The No. 1061 cabinet is rigidly and strongly built in brown crinkle finished steel. It has a hinged lid, and holes in the back allow entry of connecting leads. Size,  $8\frac{1}{2}$ " wide  $\times$  6" deep  $\times$  7" high.

CAT. No. 1061. Code STECL. PRICE 9/6

Plain Undrilled Metal Panel. Extra 1/9



A very smart cabinet for the home constructor, rigidly and strongly built and finished in a bright ripple stoved black finish. The lid is hinged and the cabinet has ventilating louvers at the back and sides. A plain undrilled panel is supplied and the baseboard should be fastened to this, the whole assembly pushing in from the front. A gap in the back of the cabinet allows for connections. Made in two sizes.

CAT. No. 1033. Code STECA. PRICE 12/6

Size,  $8\frac{1}{2}$ " wide  $\times$   $9\frac{1}{2}$ " back to front  $\times$   $9\frac{3}{8}$ " high.

CAT. No. 1034. Code STECO. PRICE 18/6

Size, 17" wide  $\times$   $9\frac{1}{2}$ " back to front  $\times$   $9\frac{3}{8}$ " high.





## Neutralising Condenser.

Here is a small capacity condenser for neutralising in transmitter circuits using modern low capacity short-wave valves. Two solid turned brass plates supported on glazed Frequentite insulating pillars form an air spaced condenser with a capacity variation of from 3 to 12 m.mfd. One plate only is moveable and this is supported in a split bearing that is entirely free from back-lash. This condenser is ideal for Transmitters using Eimac 150 T. or similar valves.

CAT. No. 1067.

Code NEUTA.

PRICE .. 12/6



4 TIER RACK.

CAT. No. 1047.

3 Tier.

Code RADKT.

PRICE 32/6

CAT. No. 1048.

4 Tier.

Code RADUK.

PRICE 37/6

## Steel Transmitting Racks

An attractively finished and sturdily built assembly rack. Suitable for transmitting equipment, Public Address Amplifiers, instrument and test gear, medico-electric apparatus and numerous other uses for H.F. apparatus. Constructed of pressed sheet steel, black ripple finish front panel, glossy black finished trays 2" deep, the centre ones each have 3" vertical adjustments. These racks will find immediate favour with amateur experimenters and will delight the eye of the discerning constructor. An asset to the lay-out of every efficient and well-designed transmitting station. Tray sizes: 15" x 10" x 2" deep; overall height, 4 tier stand, 32"; overall height, 3 tier stand, 22".



